

wöhner


185 POWER

**WELCOME TO THE
ULTIMATE SYSTEM WORLD**

ALLES MIT SPANNUNG

IGNITION STAGE 3

FLEXIBLE SWITCHING WITHIN ONE SYSTEM



The 185mm system solution continues to grow. QUADRON®185Power Speed, switch-disconnector-fuse

Discover a perfectly matched system with powerful components and maximum ease of mounting thanks to CrossLink®Technology. 185Power from Wöhner offers you a QUADRON® product family highlight in the new QUADRON®185Power Speed, switch-disconnector-fuse that can be mounted vertically to a 185mm busbar system. This is the first time a combination of fast switching NH fuse bases can be included in a mixed installation with other components within a 185mm system. The system also includes the CRITO®185Power connection strips and connection modules, guaranteeing a compact and flexible connection.

The 185Power system offers you, in addition to a comprehensive NH fuse base programme, all the elements required for a sustainable system: from busbar supports, infeed components, and system covers for optimal touch-safe protection, right through to adapters for all standard circuit breakers.

BUSBAR SUPPORT AND CrossLink® COVERING SYSTEM

- + Drill-free mounting of all components through the touch-safe CrossLink® covering system
- + CrossLink® covering system ensures phase segregation
- + Mounting and disassembly possible on live busbar system

FROM PAGE 8

CONNECTION COMPONENTS AND CIRCUIT BREAKER ADAPTER

- + Adapter to fit all standard circuit breakers
- + Adapter for direct connection to the busbar
- + Connection rail for flat conductor, round conductor and cable lugs
- + Connection module for flat conductor, round conductor and cable lugs

FROM PAGE 12

QUADRON®185Power Speed, SWITCH-DISCONNECTOR-FUSE

- + Switch-disconnector-fuse
- + Operator-independent switching with snap switching mechanism
- + Mixed Possibilities – Multiple possibilities in one system

FROM PAGE 16

QUADRON®185Power NH IN-LINE FUSE SWITCH DISCONNECTOR

- + NH in-line fuse switch disconnectors size 00 to 3, for 160A to 630A fuses, and applications up to 1250A
- + Rapid, safe mounting of the components to the busbar system
- + Innovative heat dissipation and optimised venting of switching gases

FROM PAGE 20



Just a revolutionary idea at the start –
Developing the first 185mm system solution.

ONE SYSTEM ALL THE BENEFITS

MODULARITY

All components and products are modular and perfectly matched. For the first time you can combine NH switch-disconnector-fuses vertically in a mixed installation with other components within a 185mm system.



SIMPLICITY

Innovative CrossLink® connection makes for easy, no-drill mounting. Clamp connection permits all system components to be mounted and contacted effortlessly.



COMPATIBILITY

Thanks to the EQUES®185Power adapters all the standard circuit breaker types can be quickly and easily mounted.



185 POWER

SAFETY

With the 185Power system, safety is paramount. The comprehensive touch safe protection for the busbar system and all components guarantees this. In addition the new QUADRON® 185Power Speed switch-disconnector-fuses, whose snap switching mechanism is operator-independent and switches securely, represent a new safety dimension in the 185Power system.



EFFICIENCY

Perfectly matched components from a single source enable a substantial increase in efficiency. The result is a considerable saving of time in engineering, planning, purchasing and system assembly.



ORDERLY

Standardized system components ensure order and a clean presentation of everything in the control cabinet.




FURTHER SYSTEM DEVELOPMENT

Innovation has been at the heart
of Wöhner's history.

In the early 1980s Wöhner presented its innovative 60mm busbar system technology. The technology became the industry standard in Europe and is gaining broad acceptance in diverse markets around the globe. Innovation and improved design in pursuit of electrical safety and efficiency have been the hallmark of the Wöhner 60mm busbar system. The introduction of the 185Power system in 2014 will continue the success in a new dimension. Our horizon has been dramatically broadened.

With the introduction of the QUADRON®185Power Speed, switch-disconnector-fuse, development goes even further.



1980
60Classic
busbar system

1989
T and double-T profiles
extend the 60mm
system to 1600A

1998
QUADRON®
disconnecter
series

2000
SECUR® NH in-line
fuse switch disconnecter
series

2001
SECUR® D0 switch
disconnecter

2002
EQUES®
adapter series

2006
AMBUS®
Fuse holders

2008
CrossLink®
Technology

2009
30Compact
busbar system

2012
MOTUS®
Hybrid Motor Starter

2013
SECUR® D0 switch
disconnecter with
snap-lock wire
connection


2014
185Power
busbar system

2016
QUADRON®185Power Speed,
switch-disconnector-fuse
CrossBoard® basic system

THIS SYSTEM IS ABOUT ELECTRICAL SAFETY

An all-round care-free package

The innovative CrossLink® Technology from Wöhner meets the requirements placed on power distribution equipment with readily available modular components delivering high levels of system dependability and personal safety. Systems can be engineered in the most straight forward way and modified to evolving application requirements. In the 185Power system the CrossLink®185Power covering modules, base plate profile, and the busbar support covers ensure comprehensive touch-safe busbar system protection. Integral system partitioning saves time when mounting and provides optimum safety thanks to the matched components. CrossLink® Technology advantages continue in the touch protection of longitudinal busbar connectors.



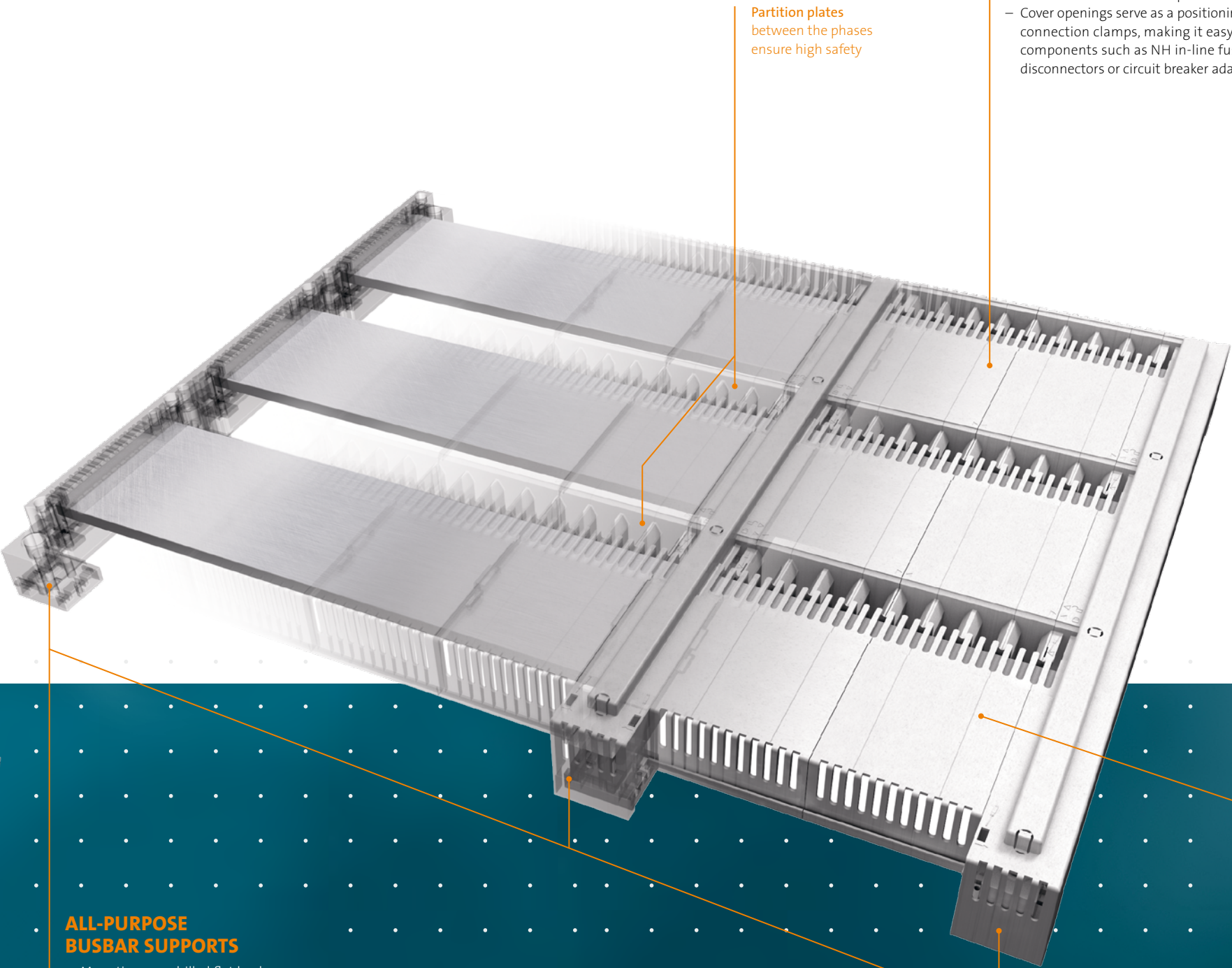
OPTIMUM TOUCH-SAFE PROTECTION

The base plate profile for covering the back of the busbar system provides all-round protection. When accessing the electrical system from the rear during maintenance or extension work, the electrician is optimally protected from touching current-carrying busbar system components.

TOUCH-SAFE PROTECTION RIGHT FROM THE START

Busbar support and CrossLink®185Power covering system

The base of 185Power are the busbar supports which can be adjusted to various busbar widths. These allow the possibility for a drill-free mounting of flat bars. Thanks to the industrial production of 50mm and 100mm CrossLink® touch-safe protection covers, custom fabricated solutions are a thing of the past. The guidance of the CrossLink® busbar covers allows for an easy, safe positioning and contacting of components at any time. The risk of an externally initiated short circuit is minimised.



FULLY TOUCH-SAFE PROTECTED BUSBAR SYSTEM

- Components can be mounted and removed from energized systems
- Base plate profiles make it possible for the busbar system to be covered from the back; Base plate fasteners are eliminated as a path for short circuits to develop
- Cover openings serve as a positioning aid for connection clamps, making it easy to position components such as NH in-line fuse switch disconnectors or circuit breaker adapters

SLOT COVERS

- For covering the slots in the CrossLink®185Power touch protection covers
- Protection class IP4x is achieved



100mm wide 50mm wide




CrossLink®
TECHNOLOGY

CrossLink®185Power TOUCH-SAFE PROTECTION COVERS

- CrossLink® technology provides optimum touch-safe protection and also dimensional scope for direct and secure connecting of components to the busbar system
- Modules in 50mm and 100mm widths are available
- Easy, no-tool mounting; However for safety reasons, tool-only disassembly
- For rear partitioning, base plate profiles can be snapped from the back onto the CrossLink®185Power touch-safe protection covers.

ALL-PURPOSE BUSBAR SUPPORTS


- Mounting non-drilled flat busbars
- Accessories: Touch-safe protection cover for busbar supports
- Superstructuring possible with NH in-line fuse switch disconnectors – even with touch-safe protected busbar supports



THE EASIEST WAY OF CONNECTING

CRITO®185Power connection components

Wöhner is breaking new ground in the area of connection technology. Both feeder and tap-off options are available with the new CRITO®185Power terminal strips or the CRITO®185Power connection modules. These solutions allow you to conveniently connect round conductors, cable lugs and flat conductors. With the individual components, you can apply currents of up to 1600A directly to the busbar. Both connection options are fully compatible with the CrossLink® covering system.



CRITO®185Power TERMINAL STRIPS

At only 100mm wide, conductors, cable lugs and a laminated copper bar can be connected. Due to the standard supporting edge, the CRITO® terminal strips can be easily combined with all QUADRON®185Power product family components. Just like other components, the terminal strip can be mounted above the busbar support. The front access “service” covers allow convenient assembly and ease of maintenance.

CRITO®185Power CONNECTION MODULES

Three touch-safe protected clamping methods are available for variable connections and connection of busbar systems:



Conductor terminals for copper and aluminium. These are suitable for round conductors up to 300mm².



Flat conductor connection for 1 or 2 laminated copper bars 50 or 80mm wide.



M12 screw connection. This can be used for up to 4 cable lugs.

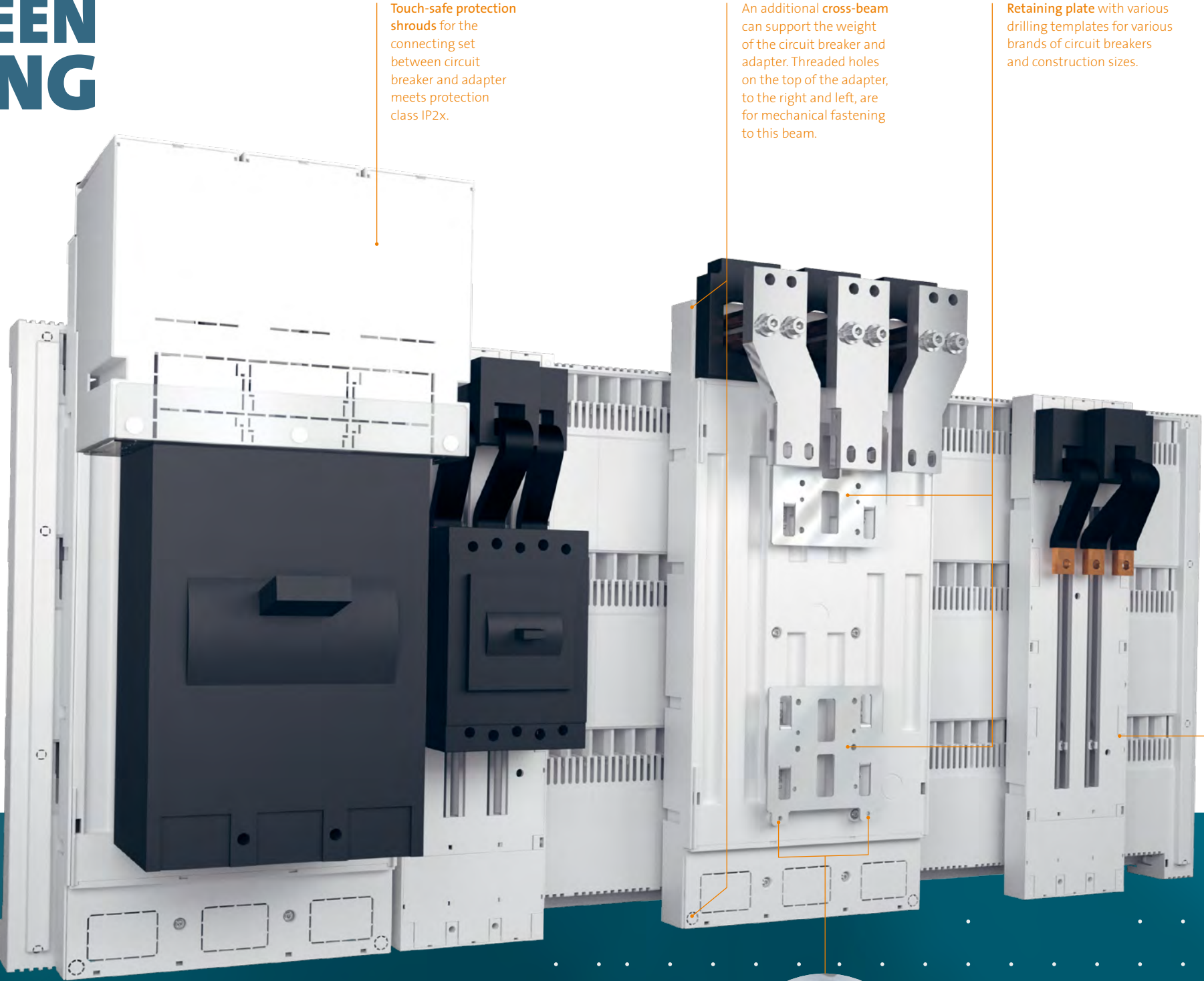
CRITO®185Power TERMINAL STRIPS

- Connection options:
- Laminated copper bar up to 80mm wide
 - Conductor terminal for copper and aluminium conductors up to 300mm²
 - Cable lugs: 4 × 240mm² or 3 × 300mm²

THE FASTEST LINK BETWEEN EVERYTHING

EQUES®185Power adapter for circuit breakers

Our adapters enable circuit breakers to be quickly and easily mounted on the 185Power system. They can be used for both feed- and tap-mounting of circuit breakers to the busbar system – something, of course, which applies to all the customary circuit breakers up to 1600A. With the new EQUES®185Power adapter series, 185mm busbar systems can be built without fuses.



Touch-safe protection shrouds for the connecting set between circuit breaker and adapter meets protection class IP2X.

An additional **cross-beam** can support the weight of the circuit breaker and adapter. Threaded holes on the top of the adapter, to the right and left, are for mechanical fastening to this beam.

Retaining plate with various drilling templates for various brands of circuit breakers and construction sizes.




EQUES®185Power ADAPTER FOR CIRCUIT BREAKERS

- Connection to the busbar system is possible at the top or bottom of the circuit breaker adapter
- The all-purpose retaining plates allow all standard circuit breakers to be mounted on the adapter
- Rated currents: 400A, 630A, 800A, 1000A, 1250A, 1600A
- Terminal shrouds are available for touch-safe protection of the connecting set as accessories. This provides IP2X protection from above.

ENERGY MANAGEMENT AT ITS BEST

Transformer measurement

To save space, three current transformers (CTs) can be directly integrated on the EQUES®185Power adapter. Transducers are easy to connect, and for efficient energy management purposes, provide data on power and consumption.



ADAPTER MOUNTING

There are two possibilities for mounting the adapter onto the busbars: One of them is direct connection conventionally undertaken with screw clamp connection onto the drilled busbars. The other is the extremely convenient and time-saving variant with terminal clamp as a no-drill mounting on a touch-safe protected system. The new EQUES®185Power adapter for circuit breakers up to 630A also comes in a variant with a terminal clamp for mounting without CrossLink® touch-safe protection.

CIRCUIT BREAKER MOUNTING

By using the mounting aids, all applicable circuit breakers can be easily and rapidly mounted onto the EQUES®185Power adapters and securely connected.



Integrated current measurement using current transformers.



Mounting aid for easier mounting of the circuit breakers on the retaining plate of the adapter.



Profile rails with cage nuts
Numerous circuit-breakers up to 630A can be easily mounted on the EQUES®185Power adapter due to C-profile rails with cage nuts that can be variably adjusted.



QUADRON®185Power Speed, SWITCH-DISCONNECTOR-FUSE
QUADRON®185Power NH IN-LINE FUSE SWITCH DISCONNECTOR


EQUES®185Power ADAPTER FOR CIRCUIT BREAKERS UP TO 630A

Besides the adapter for circuit breakers up to 1600A, a small, 150mm wide EQUES®185Power adapter is also available for the use of circuit-breakers up to 630A.

The fact that the new, compact adapter is fitted with two C-profile rails with variably adjustable cage nut means that the user reduces the number of adapter variants and can react flexibly to customer requirements.

One adapter – many applications. The new adapter is fully compatible with the CrossLink covering system and all existing system components.


Supporting edge for covering system
When the circuit breaker is attached to the EQUES®185Power adapter, this results in the same level of 150mm for the door cut-out as for the supporting edges of the QUADRON®185Power fuse switch disconnectors.



SWITCHING OR DISCONNECTING

Now new in the product family:
QUADRON®185Power Speed, switch-disconnector-fuse

The new QUADRON®185Power Speed, switch-disconnector-fuses, in sizes 00 to 3 with an operator-independent snap switching mechanism, now complement the 185Power system. With the new switch-disconnector-fuse, the user also benefits from the numerous advantages, with which he is already familiar from the NH in-line fuse switch disconnectors: Quick and easy mounting, convenient line terminal, and integrated transformer.



OPERATOR- INDEPENDENT SWITCHING

Regardless of who is moving the lever – the automatic snap switching mechanism of the QUADRON®185Power Speed, switch-disconnector-fuse switches with a defined speed. Danger from arcing is therefore effectively excluded. The snap switching mechanism always disconnects both NH fuse unit contacts from the voltage-carrying components. This double break ensures even more safety.

MIXED POSSIBILITIES

Multiple possibilities in one system

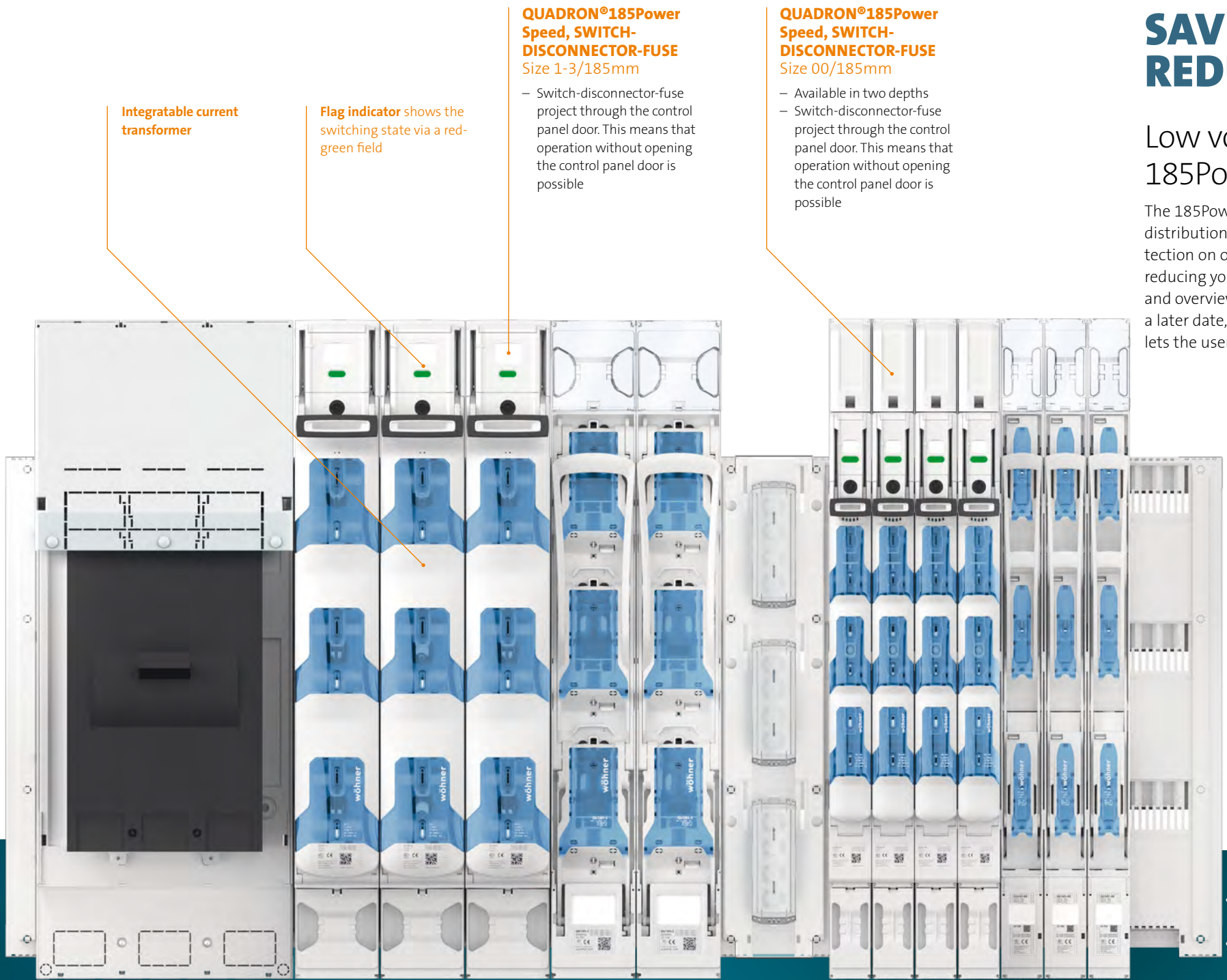
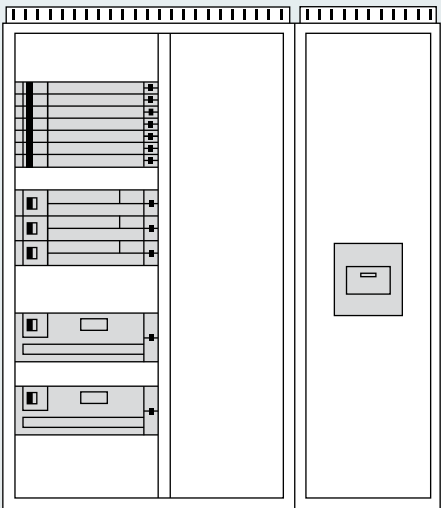
Mixed installation of switch-disconnector-fuses, switch disconnectors, and circuit breakers, with other components in the same control panel is now possible. With the modular 185Power system, the various components can be combined on a single 185mm busbar system, everything fits perfectly together. You also save space thanks to the narrow width and the gap free mounting of the strips. Even retrofits or extensions to the system are problem-free and possible at any time, thanks to the modular system.

YOUR ADVANTAGES AT A GLANCE

- + Operator-independent snap switching mechanism with double disconnection
- + Mounting under voltage possible
- + Safety through full touch-safe protection thanks to CrossLink® Technology
- + QUADRON®185Power Speed, switch-disconnector-fuse installed vertically
- + Top and bottom connection possible
- + Mixed installation on a single busbar system
- + Space-saving thanks to compact, seamless construction
- + Time-saving due to simple mounting and connection
- + Highly flexible – subsequent changes and extensions easily possible

SEPARATE CABLE CHAMBER NO LONGER REQUIRED

You want to secure tap-offs with switch-disconnector-fuses, but would you also like to save on an additional control panel with rail system and separate cable chamber? With the 185Power system vertical installation, you can now implement such systems in a compact manner. A further advantage: The vertical installation means that mutual warming of the QUADRON®185Power, switch-disconnector-fuses from Wöhner is significantly reduced, as heat is directed upwards.



QUADRON®185Power Speed, SWITCH- DISCONNECTOR-FUSE Size 1-3/185mm

- Switch-disconnector-fuse project through the control panel door. This means that operation without opening the control panel door is possible

QUADRON®185Power Speed, SWITCH- DISCONNECTOR-FUSE Size 00/185mm

- Available in two depths
- Switch-disconnector-fuse project through the control panel door. This means that operation without opening the control panel door is possible

SAVE SPACE – REDUCE COSTS

Low voltage distribution with the 185Power system

The 185Power system lets you implement cost-efficient low voltage distribution systems. The mixed tap-off installation with varying protection on one busbar system in a standard control panel saves space, reducing your overall system costs. The modular design enables order and overview. Even if yet more changes are required to the system at a later date, you are on the safe side with this system 185Power. This lets the user remain flexible, even for future requirements.

THE SAFETY PLUS: LOCKING AND SEALING

The QUADRON®185Power Speed, switch-disconnector-fuse can be secured in a number of ways. All strips can be locked with padlocks of up to a maximum of 7mm (NH00) or 8mm (NH1-3) shackle diameter. Unauthorized activation of a strip can effectively be prevented. Seal application provides additional security against manipulation.



COVER LOCKING

The lock integrated within the switch-disconnector-fuse cover can easily be locked with a control panel key. Thanks to the possibility of access through the closed control panel door, this function secures the QUADRON®185Power Speed against unauthorized opening of the fuse space!



STANDARD-COMPLIANT SYSTEMS

As the snap switching mechanism in combination with the specially designed switching contacts meets the AC-23B utilisation category under the IEC 60947-3 device standard, the QUADRON®185Power Speed, switch-disconnector-fuse are suitable as Supply Circuit Disconnecting Means in accordance with standard IEC 60204-1.

Thanks to the AC-23B utilization category, the QUADRON®185Power Speed, switch-disconnector-fuse can also be used for switching of motor and other inductive loads.

Top or bottom connection
Keep your design flexible:
With all QUADRON®185Power
Speed you can have the cable
outlet at the top or the bottom.



MAXIMUM CAPACITY ON THE BUSBAR

The QUADRON®185Power NH in-line fuse switch disconnectors

Easily fits any combination of the QUADRON®185Power NH in-line fuse switch disconnectors of Sizes 00 to 3 to the 185Power system. Based on application specific requirements, the NH in-line fuse switch disconnectors can be conveniently, quickly and securely mounted with mechanical clamps without drilling or bolted directly to a drilled busbar.

YOUR BENEFITS

- + Hinged windows for time-saving mounting and no need to dismantle the NH in-line fuse switch disconnectors
- + Easily accessible cable terminal compartment
- + Lid can be locked in the open and closed positions
- + Lid position monitoring with two signaling switches per lid
- + Easy switching thanks to ergonomic operating handle
- + Considerable scope for cable connecting
- + Top or bottom outgoing feeder connections
- + Lid can be lead-sealed

QUADRON®185Power NH IN-LINE FUSE SWITCH DISCONNECTOR Size 00/185mm, flat version

- 1- and 3-pole switchable
- Shallow depth allows for a space saving design
- Adapter also available for mounting two QUADRON®185Power NH in-line fuse switch disconnectors Size 00/185 at a 100mm drilling interval

high version

- 1- and 3-pole switchable
- In the overall height compatible with Size NH1-NH3 in-line fuse switch disconnectors
- Optimized fulcrum position for easy fuse removal

QUADRON®185Power NH IN-LINE FUSE SWITCH DISCONNECTOR Size 1-3/185mm

- 1- and 3-pole switchable

QUADRON®185Power DOUBLE SWITCHABLE NH IN-LINE FUSE BREAKER

- 1250A, 2×NH Size 3
- Sufficiently large terminal compartment cover
- 4 cable lugs per phase can be connected

QUADRON®185Power NH FUSE BLOCK Open version, Size 00-3

- Mounting possible in a touch-safe protected condition
- Optional labelling on phase separating bar



LOCKABILITY

NH in-line fuse switch disconnectors, Size NH00

- 3-pole switchable, closed with 3 padlocks, 5mm shackle diameter
- 3-pole switchable, open with 2 padlocks, 5mm shackle diameter
- 1-pole switchable, closed with 1 padlock per lid

NH in-line fuse switch disconnectors, Sizes 1-3

- 1- and 3-pole switchable, closed with 3×2 padlocks, 5mm shackle diameter
- 3-pole switchable, open with 3×2 padlocks, 5mm shackle diameter



PARKING POSITION

The lids of the 1-pole switching NH in-line fuse switch disconnectors can be unhinged. A safe parking position is assured from them being turned over and re-mounted. The lid can no longer be inadvertently closed.




MORE VARIANTS OF THE NH IN-LINE FUSE SWITCH DISCONNECTORS QUADRON®185Power

- Size NH00 to NH3 available with electronic fuse monitoring
- Available with LED fuse indicator for indicating the fuse condition

SWITCHING EVEN THROUGH THE CONTROL PANEL DOOR

Thanks to the greater depths, the QUADRON®185Power Speed, switch-disconnector-fuses can also be operated when the control panel door is closed.



Simple fuse withdrawal and insertion from optimally positioned fulcrum point of the fuse carrier of the Size NH00, high version, NH in-line fuse switch disconnector.



Easy fuse unlocking



COMPLETE FLEXIBILITY IN MOUNTING

One busbar – three connection possibilities

The innovative Wöhner 185Power system opens up a whole new dimension in terms of ease of mounting for switch-disconnector-fuses and NH in-line fuse switch disconnectors. All sizes NH00 to NH1-3 models can be mounted in various ways to the busbar:


- ① **No-drill mounting on the CrossLink®-protected busbar system using a mechanical fastener**
- ② **No-drill mounting with a mechanical fastener directly to a busbar structure without CrossLink® covers**
- ③ **Mounting with a bolt connection (M8/M12) to drilled busbar**

All NH switch disconnector QUADRON®185Power can be used with the outgoing terminals at the top or bottom. In the NH in-line fuse switch disconnectors, just the base needs to be rotated. The strip housing can be re-fitted in the same position and no change is required to the covering system. In the switch-disconnector-fuses there are two different versions available for top or bottom outgoing terminals.


NO DISMANTLING – MOUNTING CONVENIENCE



The NH in-line fuse switch disconnectors can be directly mounted on the busbar through a hinged window – without them having to be dismantled beforehand.




- Contacts are IP10 protected with the lid dismantled
- IP20 touch-safe when completely assembled



- ① **Easy, safe, efficient:
Mounting with mechanical
clamp on the CrossLink®
touch-safe protection cover**

In order to not unnecessarily interrupt the operation of equipment, mechanical clamp-deployed mounting can also be done in an energized state. This ensures maximum safety for a qualified electrician.



- ② **No-drill mounting
with a mechanical clamp**

Mounting with mechanical clamps to a system without CrossLink® touch-safe protection is also possible. In so doing, the device can be easily attached onto the busbar without this added level of protection.

- ③ **Mounting with M8/
M12 bolt connection**

Three M8/M12 screws can be used to fix the NH in-line fuse switch disconnector onto either drilled or punched busbars in the traditional method after the added labour of drilling holes in the busbars.



VARIABILITY IN THE CONNECTION METHOD

Easily accessible terminal compartment

Simple connection increases efficiency. For all switch-disconnector-fuses and NH in-line fuse switch disconnectors, vast importance was placed on an easily accessible terminal compartment. Depending on the type, the cover can be either opened or pushed out and removed – for all connection types.

CONNECTION ARRANGEMENT 1

Box terminal


No additional terminal compartment cover is needed when using a box terminal for the connection.




CONNECTION ARRANGEMENT 2

Drawer-type method


The drawer-type method allows for a considerable variation in connections. Connection can be flexibly made with either nut or stud bolt – depending on installation requirements. An additional terminal housing cover is needed when using a cable lug for the connection. These covers can be linked in series to form longer covers.



Screw-clamp connection with nut insert



Screw-clamp connection with a stud bolt



CURRENT TRANSFORMER MOUNTING


All NH switch disconnector of the QUADRON®185Power product family are current transformer mounting-ready. With no additional space requirements, current transformers can be easily integrated into the strip structure. Current transformers are available in all standard measuring ranges and precision classes.



INNOVATIVE COOLING AND VENTILATION

Effective discharge of switching gases

The full-length lateral ducts of the QUADRON®185Power NH in-line fuse switch disconnectors produce a kind of draw-off chimney which acts as a cooling and ventilation system for the pinpoint discharging of switching gases and heat. The need for arcing chambers is no longer necessary thanks to this simplified and effective discharge opening method.



Two QUADRON®185Power NH in-line fuse switch disconnectors fitted next to each other create at their centre a **full length ventilation duct** which – like a chimney – discharges hot air.

Pinpointed diversion of the switching gases for rapidly extinguishing arcs

LEAVE BEHIND A GOOD IMPRESSION

The attractive appearance of your switchgear assembly is what ultimately leaves a lasting impression of you on your customer.

The 50mm and 100mm grid units of the CrossLink® touch-safe protection covers make planning easier and provide you with a maximum degree of safety. For their part, the matched components raise safety levels and simplify installing, maintaining, servicing and extending the system. Deployment of the 185Power system is synonymous with both skill and a sense for operating efficiency.

 **MODULARITY** ✓

 **SIMPLICITY** ✓

 **COMPATIBILITY** ✓

 **SAFETY** ✓

 **EFFICIENCY** ✓

 **ORDERLY** ✓



ORDER DATA

185Power – busbar system

3-pole systems

Busbar supports and busbar support covers						
Item	Type	PU	Weight kg/100 u.	PG	Price EUR/unit	Part No.
Universal busbar support	for undrilled flat bars 30, 40, 60, 80, 100, 120×10	4	50.0	06		01 430
End cover for busbar support 01 430	Set for one left and one right busbar support	1	39.0	06		01 431
Centre cover for busbar support 01 430	For use when the busbar support is used as the centre bar	2	17.0	06		01 432
Additional busbar supports for drilled busbars and profile bars can be found at www.woehner.com						
Busbars, E-Cu · tin-plated · length 2.40 m						
Item	Section	PU	Weight kg/100 u.	PG	Price EUR/unit	Part No.
Busbar 30×10	300	1	643.2	06		01 625
Busbar 40×10	400	1	856.8	06		01 626
Busbar 60×10	600	1	1294.0	06		01 628
Busbar 80×10	800	1	1728.0	06		01 765
Busbar 100×10	1000	1	2174.0	06		01 766
Busbar 120×10	1200	1	2572.8	06		01 767
Partial lengths on request						
CrossLink®185Power · system cover · front mounting						
Item	Type	PU	Weight kg/100 u.	PG	Price EUR/unit	Part No.
Touch-safe protection cover module	50mm wide	8	16.0	06		01 433
Touch-safe protection cover module	100mm wide	4	34.0	06		01 434
Front cover IP40	for CrossLink® covers	3	3.0	06		01 435
completion section	499mm long	2	5.6	06		01 440
completion section	649mm long	2	7.6	06		01 444
The lengths of the connecting profiles are matched to the lengths of the base plate profiles; connecting profile, length 499mm, suitable for 01420; connecting profile, length 649mm, suitable for 01436						
CrossLink®185Power · system cover · rear mounting						
System shrouding, rear	• Set for busbar support distance 550mm (centre to centre)	1	91.3	06		01 420
System shrouding, rear	• Set for busbar support distance 700mm (centre to centre)	1	110.0	06		01 436
Distance piece	** Set, suitable for 01 430	1	13.1	06		01 421
* Eight distance pieces are included with the system partitioning ** Set consisting of 4 distance pieces, as an accessory when using a centre bar with system partitioning						
Longitudinal busbar connector · for identical busbars						
Longitudinal busbar connector	• 40mm long	3	48.0	07		01 480
Longitudinal busbar connector	• 60mm long	3	72.0	07		01 481
Touch-safe protection shroud for longitudinal connectors	3-pole, front and rear mounting, cover width 100mm	1	29.5	07		01 482
* For the connection of 80×10mm busbars, two longitudinal busbar connectors (01 480) are required; for the connection of 100×10mm busbars, two different longitudinal busbar connectors are required (01 480 and 01 481); for the connection of 120×10mm busbars, two longitudinal busbar connectors are required (01 481)						

Recommended retail prices, excl. VAT and metal surcharges

CRITO®185Power – connection technology

1-pole and 3-pole

Connection rail · 3-pole								
Item	Type	Rated current	Width	PU	Weight kg/100 u.	PG	Price EUR/unit	Part No.
3-pole, 1× screw connection M12	for 2 cable lugs 240 mm²	800A	100	1	484.0	07		01 438
3-pole, 2× screw connection M12	for 3 cable lugs 300mm² (offset arrangement), for 4 cable lugs 240mm² or lam. copper 80 × 10	1400A	100	1	1050.0	07		01 439
Terminal clamp for drill-less mounting with or without CrossLink® – touch-safe protection shroud available under accessories * Current carrying capacity 1400A with screw connection, 1200A with terminal clamp connection, see product description at www.woehner.com								
Accessories for busbar mounting								
Item	Type	Size	PU	Weight kg/100 u.	PG	Price EUR/unit	Part No.	
Terminal clamp for QUADRON®185Power	for busbar systems with CrossLink® touch-safe protection	1-3	3	15.0	12		33 738	
Terminal clamp for QUADRON®185Power	for systems without touch-safe protection	1-3	3	10.0	12		33 740	
CT-module · for connection rail								
Item	Type	Size	PU	Weight kg/100 u.	PG	Price EUR/unit	Part No.	
Universal current transformer module	for mounting in the connection compartment, including front and rear cover	1-3	1	170.0	18		33 762	
can only be used with connection rail 01438; matching transformers on page 4/16								
Connection module · 1-pole								
Connection module	for direct cable terminal 2 × 185 – 300mm²		1	133.0	07		01 441	
Connection module	for lam. copper min. 1/2 × 50 × 10mm for lam. copper max. 1/2 × 80 × 10mm central position		1	94.5	07		01 442	
Connection module	for 4 cable lugs M12		1	165.0	07		01 443	
Accessories · cover 1-pole								
Cover for connection module			1	28.0	07		01 437	

All devices can be mounted directly on busbars 30, 40, 60, 80, 100, 120×10
Recommended retail prices, excl. VAT and metal surcharges

ORDER DATA

EQUES®185Power – busbar adapters 630A

Universal design

Busbar adapter, 630A · with connection clamp for drill-less mounting on the busbar system · with CrossLink185®Power touch-safe protection cover						
Type	Rated current	PU	Weight kg/100 u.	PG	Price EUR/unit	Part No.
Connection at top, CrossLink® compression clamps	*	1	590.0	05		32 741
Connection at bottom, CrossLink® compression clamps	*	1	700.0	05		32 745
* For rated currents see product description at www.woehner.com						
Busbar adapter, 630A · with terminal clamp for drill-less mounting on thebusbar system · flat installation						
Connection at top, flat compression clamps	*	1	640.0	05		32 742
Connection at bottom, flat compression clamps	*	1	700.0	05		32 746
When installing the adapter incl. circuit breaker, the same installation depth (150mm supporting edge) is possible as with NH-LTL * For rated currents see product description at www.woehner.com						
Busbar adapter, 630A · screw connection for perforated busbars						
Connection at top/bottom, screw connection	*	1	620.0	05		32 743
* For rated currents see product description at www.woehner.com						
Accessories · current transformer (can be integrated), precision class 1						
Item	Rated apparent power	PU	Weight kg/100 u.	PG	Price EUR/unit	Part No.
Current transformer 300A/ 5A	2.5VA	1	20.9	05		32 988
Current transformer 400A/ 5A	2.5VA	1	21.0	05		32 989
Current transformer 600A/ 5A	1.2VA	1	19.0	05		32 990

All devices can be mounted directly on busbars 30, 40, 60, 80, 100, 120×10
Recommended retail prices, excl. VAT and metal surcharges

EQUES®185Power – busbar adapters 1600A

Adapted to the products of the switchgear manufacturers

Busbar adapter, 1600A · connection to the system at the top · compression clamps for drill-less mounting on the busbar system · with and without CrossLink®185Power touch-safe protection cover						
Type	Rated current	PU	Weight kg/100 u.	PG	Price EUR/unit	Part No.
ABB						
for ABB Tmax T7/T6 800A or T7/T6 630A	800A	1	2120.0	05		32 767
for ABB Tmax T7 1000A	1000A	1	2100.0	05		32 766
for ABB Tmax T7 1250A	1250A	1	3010.0	05		32 765
for ABB Tmax T7, Emax2 1600A	1320A	1	3150.0	05		32 807
For rated currents see product description at www.woehner.com; adapters with phase rotation can also be used with connection to the system at the bottom						
Eaton						
for Eaton NZM4 1000A, 800A, 630A	1000A	1	2300.0	05		32 763
for Eaton NZM4 1250A	1250A	1	2900.0	05		32 762
for Siemens 3VL8 1600A, Eaton NZM4 1600A	1440A	1	3060.0	05		32 761
For rated currents see product description at www.woehner.com; adapters with phase rotation can also be used with connection to the system at the bottom						
Schneider Electric						
for Schneider Electric NS1000, NS800 or NS630B	1000A	1	2620.0	05		32 758
for Schneider Electric NS1250	1250A	1	3000.0	05		32 757
for Schneider Electric NS1600	1450A	1	3100.0	05		32 756
For rated currents see product description at www.woehner.com; adapters with phase rotation can also be used with connection to the system at the bottom						
Siemens						
for Siemens 3VL5 630A	630A	1	2100.0	05		32 769
for Siemens 3VL6 800A or 630A	720A	1	1950.0	05		32 754
for Siemens 3VL7 1000A	1000A	1	2200.0	05		32 755
for Siemens 3VL7 1250A	1150A	1	2850.0	05		32 753
for Siemens 3VL8 1600A, Eaton NZM4 1600A	1440A	1	3060.0	05		32 761
For rated currents see product description at www.woehner.com; adapters with phase rotation can also be used with connection to the system at the bottom						
Socomec						
for Socomec Sirco 1250A or 1600A	1550A	1	3350.0	05		32 752
For rated currents see product description at www.woehner.com; adapters with phase rotation can also be used with connection to the system at the bottom						

All devices can be mounted directly on busbars 30, 40, 60, 80, 100, 120×10.
For further information on current carrying capacity, see product specifications at www.woehner.com
Recommended retail prices, excl. VAT and metal surcharges

ORDER DATA

EQUES®185Power – busbar adapters 1600A

Adapted to the products of the switchgear manufacturers

Busbar adapter, 1600A · connection to the system at the bottom · compression clamps for drill-less mounting on the busbar system · with and without CrossLink®185Power touch-safe protection cover						
Type	Rated current	PU	Weight kg/100 u.	PG	Price EUR/unit	Part No.
ABB						
for ABB Tmax T7/T6 800A or T7/T6 630A	800A	1	2300.0	05		32 730
for ABB Tmax T7 1000A	1000A	1	2300.0	05		32 729
for ABB Tmax T7 1250A	1220A	1	3028.0	05		32 726
for ABB Tmax T7, Emax2 1600A	1320A	1	3100.0	05		32 797
For rated currents see product description at www.woehner.com; adapters with phase rotation can also be used with connection to the system at the bottom						
Eaton						
for Eaton NZM4 1000A, 800A or 630A	1000A	1	2400.0	05		32 733
for Eaton NZM4 1250A	1200A	1	3180.0	05		32 732
for Siemens 3VL8 1600A or Eaton NZM4 1600A	1400A	1	2800.0	05		32 731
For rated currents see product description at www.woehner.com; adapters with phase rotation can also be used with connection to the system at the bottom						
Schneider Electric						
for Schneider Electric NS1000, NS800 or NS630B	900A	1	2400.0	05		32 747
for Schneider Electric NS1250	1200A	1	3200.0	05		32 737
for Schneider Electric NS1600	1400A	1	3350.0	05		32 734
For rated currents see product description at www.woehner.com; adapters with phase rotation can also be used with connection to the system at the bottom						
Siemens						
for Siemens 3VL5 630A	630A	1	2150.0	05		32 796
for Siemens 3VL6 800A or 630A	650A	1	2350.0	05		32 795
for Siemens 3VL7 1000A	1000A	1	2200.0	05		32 783
for Siemens 3VL7 1250A	1150A	1	3100.0	05		32 771
for ABB Tmax T7/T6 800A or T7/T6 630A	800A	1	2300.0	05		32 730
For rated currents see product description at www.woehner.com; adapters with phase rotation can also be used with connection to the system at the bottom						
Socomec						
for Socomec Sirco 1250A or 1600A	1500A	1	3350.0	05		32 764
For rated currents see product description at www.woehner.com; adapters with phase rotation can also be used with connection to the system at the bottom						

All devices can be mounted directly on busbars 30, 40, 60, 80, 100, 120×10
Recommended retail prices, excl. VAT and metal surcharges

EQUES®185Power – busbar adapters 1600A

Adapted to the products of the switchgear manufacturers

Busbar adapter, 1600A · connection to the system at the bottom · phase rotation · compression clamps for drill-less mounting on the busbar system · with and without CrossLink®185Power touch-safe protection cover						
Type	Rated current	PU	Weight kg/100 u.	PG	Price EUR/unit	Part No.
ABB						
for ABB Tmax T7 1250A	1220A	1	3000.0	05		32 723
for ABB Tmax T7, Emax2 1600A	1320A	1	3230.0	05		32 722
For rated currents see product description at www.woehner.com; adapters with phase rotation can also be used with connection to the system at the bottom						
Eaton						
for Eaton NZM4 1250A	1200A	1	3200.0	05		32 788
for Eaton NZM4 1600A	1400A	1	3300.0	05		32 787
For rated currents see product description at www.woehner.com; adapters with phase rotation can also be used with connection to the system at the bottom						
Schneider Electric						
for Schneider Electric NS 1250	1200A	1	3000.0	05		32 719
for Schneider Electric NS 1600	1400A	1	3230.0	05		32 718
For rated currents see product description at www.woehner.com; adapters with phase rotation can also be used with connection to the system at the bottom						
Siemens						
for Siemens 3VL7 1250A	1150A	1	3222.0	05		32 739
for Siemens 3VL8 1600A	1320A	1	3432.0	05		32 738
For rated currents see product description at www.woehner.com; adapters with phase rotation can also be used with connection to the system at the bottom						

All devices can be mounted directly on busbars 30, 40, 60, 80, 100, 120×10
Recommended retail prices, excl. VAT and metal surcharges

ORDER DATA

EQUES®185Power – busbar adapters 1600A

Adapted to the products of the switchgear manufacturers

Busbar adapter, 1600A · connection to the system at the top and bottom · screw connection for perforated busbars						
Type	Rated current	PU	Weight kg/100 u.	PG	Price EUR/unit	Part No.
ABB						
for ABB Tmax T7/T6 800A or T7/T6 630A	800A	1	2150.0	05		32 786
for ABB Tmax T7 1000A	1000A	1	2620.0	05		32 785
for ABB Tmax T7 1250A	1220A	1	2800.0	05		32 784
for ABB Tmax T7, Emax2 1600A	1320A	1	2950.0	05		32 808
For rated currents see product description at www.woehner.com ; adapters with phase rotation can also be used with connection to the system at the bottom						
Eaton						
for Eaton NZM4 1000A, 800A, 630A	1000A	1	2200.0	05		32 779
for Eaton NZM4 1250A	1200A	1	2600.0	05		32 781
for Siemens 3VL8 1600A, Eaton NZM4 1600A	1400A	1	2950.0	05		32 780
For rated currents see product description at www.woehner.com ; adapters with phase rotation can also be used with connection to the system at the bottom						
Legrand						
for Legrand DPX* 1600 or GE FK1600	*	1440A	1	2950.0	05	32 809
For rated currents see product description at www.woehner.com ; adapters with phase rotation can also be used with connection to the system at the bottom * only connection to system at the top possible						
Schneider Electric						
for Schneider Electric NS1000, NS800 or NS630B	900A	1	2200.0	05		32 777
for Schneider Electric NS1250	1200A	1	2900.0	05		32 776
for Schneider Electric NS1600	1400A	1	3010.0	05		32 775
for Siemens 3VL5 630A	630A	1	2000.0	05		32 770
For rated currents see product description at www.woehner.com ; adapters with phase rotation can also be used with connection to the system at the bottom						
Siemens						
for Siemens 3VL6 800A or 630A	650A	1	2080.0	05		32 774
for Siemens 3VL5 630A	630A	1	2000.0	05		32 770
for Siemens 3VL7 1000A	1000A	1	2800.0	05		32 773
for Siemens 3VL7 1250A	1150A	1	2800.0	05		32 772
for Siemens 3VL8 1600A, Eaton NZM4 1600A	1400A	1	2950.0	05		32 780
For rated currents see product description at www.woehner.com ; adapters with phase rotation can also be used with connection to the system at the bottom						

All devices can be mounted directly on busbars 30, 40, 60, 80, 100, 120 × 10.
For further information on current carrying capacity, see product specifications at [www.woehner.com](#)
Recommended retail prices, excl. VAT and metal surcharges

EQUES®185Power – busbar adapter 1600A

Adapted to the products of the switchgear manufacturers

Busbar adapter, 1600A · connection to the system at bottom · phase rotation · screw connection for perforated busbars						
Type	Rated current	PU	Weight kg/100 u.	PG	Price EUR/unit	Part No.
ABB						
for ABB Tmax T7 1250A	1220A	1	2900.0	05		32 725
for ABB Tmax T7, Emax2 1600A	1320A	1	3140.0	05		32 724
For rated currents see product description at www.woehner.com ; adapters with phase rotation can also be used with connection to the system at the bottom						
Eaton						
for Eaton NZM4 1250A	1200A	1	3000.0	05		32 790
for Eaton NZM4 1600A	1400A	1	3150.0	05		32 789
For rated currents see product description at www.woehner.com ; adapters with phase rotation can also be used with connection to the system at the bottom						
Schneider Electric						
for Schneider Electric NS 1250	1200A	1	2900.0	05		32 721
for Schneider Electric NS 1600	1400A	1	3140.0	05		32 720
For rated currents see product description at www.woehner.com ; adapters with phase rotation can also be used with connection to the system at the bottom						
Siemens						
for Siemens 3VL7 1250A	1150A	1	3172.0	05		32 749
for Siemens 3VL8 1600A	1320A	1	3382.0	05		32 748
For rated currents see product description at www.woehner.com ; adapters with phase rotation can also be used with connection to the system at the bottom						
Accessories · cover IP20						
Item	Type	PU	Weight kg/100 u.	PG	Price EUR/unit	Part No.
IP20 Protection cover (front) for adapter	for ABB Tmax T6/T7, incl. 3 top covers	1	125.6	05		32 700
	for Eaton NZM4, Legrand DPX* 1600, GE FK1600, incl. 3 top covers	1	123.8	05		32 701
	for Schneider Electric NS1600 – NS630B, incl. 3 top covers	1	122.8	05		32 702
	for Siemens 3VL7 1000 A/1250A, 3VL8 1600A, incl. 3 top covers	1	123.0	05		32 703
	für Siemens 3VL5 630A und 3VL6 800A/630A, incl. 3 top covers	1	128.0	05		32 706
Touch-safe protection shroud IP20 (rear installation)	for all adapters	1	0.0	05		32 704
Accessories · current transformer (can be integrated) · precision class 1						
Type	Rated current	PU	Weight kg/100 u.	PG	Price EUR/ unit	Part No.
Current transformer 630A / 5A	5.0 VA	1	14.0	05		32 983
Current transformer 800A / 5A	5.0 VA	1	14.0	05		32 984
Current transformer 1000A / 5A	5.0 VA	1	14.0	05		32 985
Current transformer 1250A / 5A	5.0 VA	1	14.0	05		32 986
Current transformer 1600A / 5A	5.0 VA	1	14.0	05		32 987
Depending on the adapter type, 1 or 2 current transformers can be used per phase. See adapter product description at www.woehner.com						

All devices can be mounted directly on busbars 30, 40, 60, 80, 100, 120 × 10
Recommended retail prices, excl. VAT and metal surcharges

ORDER DATA

QUADRON®185Power – NH in-line fuse switch disconnecter, size 00

3-pole, 1-pole switchable and open

NH in-line fuse switch disconnector · size 00 · 3-pole switchable · connection at top/bottom							
Item	Type	Rated current	PU	Weight kg/100 u.	PG	Price EUR/unit	Part No.
Bolt M8, 3-pole switchable	Size 00, tall version	160A	1	261.5	12		33 700
Box terminal 70mm², 3-pole switchable		160A	1	261.8	12		33 770
Bolt M8, 3-pole switchable	Size 00, flat version	160A	1	218.2	12		33 704
Box terminal 70mm², 3-pole switchable		160A	1	217.4	12		33 773
Terminal clamp for drill-less mounting with or without CrossLink® – touch-safe protection shroud available under accessories * Current transformer (can be integrated)							
NH in-line fuse switch disconnector · size 00 · 3-pole switchable · connection at top/bottom · with fuse monitoring							
Bolt M8, 3-pole switchable, with fuse monitoring	Size 00, tall version	160A	1	270.0	12		33 720
Box terminal 70mm², 3-pole switchable, with fuse monitoring		160A	1	270.0	12		33 771
Bolt M8, 3-pole switchable, with fuse monitoring	Size 00, flat version	160A	1	220.0	12		33 724
Box terminal 70mm², 3-pole switchable, with fuse monitoring		160A	1	220.0	12		33 774
Terminal clamp for drill-less mounting with or without CrossLink® – touch-safe protection shroud available under accessories * Current transformer (can be integrated)							
NH in-line fuse switch disconnector · size 00 · 1-pole switchable · connection at top/bottom							
Bolt M8, 1-pole switchable	Size 00, tall version	160A	1	255.5	12		33 715
Box terminal 70mm², 1-pole switchable		160A	1	256.3	12		33 772
Bolt M8, 1-pole switchable	Size 00, flat version	160A	1	211.4	12		33 719
Box terminal 70mm², 1-pole switchable		160A	1	212.0	12		33 775
Terminal clamp for drill-less mounting with or without CrossLink® – touch-safe protection shroud available under accessories * Current transformer (can be integrated)							
NH fuse block · size 00 · open design · connection at top/bottom							
Bolt M8, open design	Size 00, flat version	160A	1	190.0	12		33 705
Terminal clamp for drill-less mounting with or without CrossLink® – touch-safe protection shroud available under accessories							
Accessories for busbar mounting							
Item	Type	Size	PU	Weight kg/100 u.	PG	Price EUR/unit	Part No.
Terminal clamp	for systems with touch-safe protection	00	3	4.0	12		33 737
Terminal clamp	for busbar systems without system covers	00	3	14.0	12		33 739

All devices can be mounted directly on busbars 30, 40, 60, 80, 100, 120×10
Recommended retail prices, excl. VAT and metal surcharges

QUADRON®185Power – accessories size 00

3-pole, 1-pole switchable and open

Accessories							
Item	Type	Size	PU	Weight kg/100 u.	PG	Price EUR/unit	Part No.
Clamp connector	for Cu 16mm² – 70mm²	00	3	1.5	09		33 755
Wedge clamp terminal	* for Cu and Al 10mm² – 95mm²	00	3	3.0	09		33 734
Terminal compartment cover	for 33 700, 33 770, 33 720, 33 771, 33 715, 33 772 and QUADRON®185Power Speed size 00	00	1	18.2	12		33 732
Terminal compartment cover	for 33 704, 33 773, 33 724, 33 774, 33 719, 33 775, 33 705	00	1	13.4	12		33 725
Terminal compartment cover	for 33 700, 33 770, 33 720, 33 771, 33 715, 33 772	00	1	13.4	12		33 726
Terminal compartment cover	for 33 704, 33 773, 33 724, 33 774, 33 719, 33 775	00	1	13.4	12		33 727
lateral bearing strip	for front covers	00-3	2	10.7	12		33 758
lateral bearing bracket	for front covers	00-3	4	0.5	12		33 113
grip lug cover	for NH base and 33 705	00	30	1.2	10		79 448
pilot switch	Changeover: 250V AC/5A, 30V DC/4A	000-3	1	1.1	09		33 156
* can only be used for size 00, connection screws M8							
Current transformer (can be integrated) · precision class 1							
Type	Rated apparent power	Size	PU	Weight kg/100 u.	PG	Price EUR/unit	Part No.
Current transformer 80A/5A	2.5 VA	00	1	14.0	12		33 741
Current transformer 150A/5A	2.5 VA	00	1	14.0	12		33 742
Current transformer (can be integrated) · precision class 0.5							
Current transformer 100A/5A	1.5 VA	00	1	28.0	12		33 749
Current transformer 150A/5A	2.5 VA	00	1	28.0	12		33 751
Current transformer (can be integrated) · precision class 0.5 · tested in accordance with the conformity procedure							
Current transformer 100A/5A, with declaration of conformity	1.5 VA	00	1	28.0	12		33 750
Current transformer 150A/5A, with declaration of conformity	2.5 VA	00	1	28.0	12		33 752
National laws must be observed; In addition to the net price of the current transformer (non-discounted) costs are also charged for the declaration of conformity							
Double adapter for NH in-line fuse switch disconnectors size 00							
for 2 in-lin NH-fuse switch disconnectors, size 00		00	1	55.0	12		33 728
Current transformer for double adapter · precision class 1							
Current transformer 150A/5A	1.5 VA	00-3	1	14.0	12		33 744
Current transformer for double adapter · precision class 0.5							
Current transformer 150A/5A	1.5 VA	00-3	1	28.0	12		33 753
Current transformer for double adapter · precision class 0.5 · tested in accordance with the conformity procedure							
Current transformer 150A/5A, with declaration of conformity	1.5 VA	00-3	1	28.0	12		33 754
National laws must be observed; In addition to the net price of the current transformer (non-discounted) costs are also charged for the declaration of conformity							

Recommended retail prices, excl. VAT and metal surcharges

ORDER DATA

11/16

QUADRON®185Power – NH in-line fuse switch disconnecter, size 1-3

3-pole, 1-pole switchable and open

NH in-line fuse switch disconnecter · size 1-3 · 3-pole switchable · for mounting with and without CrossLink® touch-safe protection covers · connection at top/bottom							
Type	Size	Rated current	PU	Weight kg/100 u.	PG	Price EUR/unit	Part No.
Bolt M12, 3-pole switchable	NH 1	250A	1	480.0	12		33 701
Bolt M12, 3-pole switchable	NH 2	400A	1	480.0	12		33 702
Bolt M12, 3-pole switchable	NH 3	630A	1	582.3	12		33 703
Terminal clamps for drill-less mounting with or without CrossLink® – touch-safe protection covers available under accessories							
NH in-line fuse switch disconnectors · size 1-3, 3-pole switchable · for mounting with and without CrossLink® touch-safe protection covers · connection at top/bottom · with fuse monitoring							
Bolt M12, 3-pole switchable, with fuse monitoring	NH 1	250A	1	540.0	12		33 721
Bolt M12, 3-pole switchable, with fuse monitoring	NH 2	400A	1	540.0	12		33 722
Bolt M12, 3-pole switchable, with fuse monitoring	NH 3	630A	1	576.1	12		33 723
Terminal clamps for drill-less mounting with or without CrossLink® – touch-safe protection covers available under accessories							
NH in-line fuse switch disconnectors · size 1-3, 1-pole switchable · for mounting with and without CrossLink® touch-safe protection covers · connection at top/bottom							
Bolt M12, 1-pole switchable	NH 1	250A	1	495.0	12		33 716
Bolt M12, 1-pole switchable	NH 2	400A	1	502.0	12		33 717
Bolt M12, 1-pole switchable	NH 3	630A	1	574.0	12		33 718
Terminal clamps for drill-less mounting with or without CrossLink® – touch-safe protection covers available under accessories							
Double NH in-line fuse switch disconnectors, 1250A · 3-pole switchable · for mounting with and without CrossLink® touch-safe protection covers · connection at bottom							
Bolt M12, 3-pole switchable, incl. terminal compartment cover	NH 3	1250A	1	1556.0	12		33 731
Terminal clamps for drill-less mounting with or without CrossLink® – touch-safe protection covers available under accessories							
NH fuse blocks · size 1-3 · open design · for mounting with and without CrossLink® touch-safe protection covers							
Bolt M12	NH 1	250A	1	400.0	12		33 706
Bolt M12	NH 2	400A	1	375.1	12		33 707
Bolt M12	NH 3	630A	1	450.0	12		33 708
Terminal clamps for drill-less mounting with or without CrossLink® – touch-safe protection covers available under accessories							

All devices can be mounted directly on busbars 30, 40, 60, 80, 100, 120×10
Recommended retail prices, excl. VAT and metal surcharges

12/16

QUADRON®185Power – accessories size 1-3

3-pole, 1-pole switchable and open

Accessories for busbar mounting							
Item	Type	Size	PU	Weight kg/100 u.	PG	Price EUR/unit	Part No.
Terminal clamp for QUADRON®185Power	for busbar systems with CrossLink® touch-safe protection	1-3	3	15.0	12		33 738
Terminal clamp for QUADRON®185Power	for systems without touch-safe protection	1-3	3	10.0	12		33 740
Accessories							
Box terminal	for Cu and Al 50mm² – 240mm²	1-3	3	14.5	12		33 735
Box terminal	for Cu and Al 70mm² – 300mm²	1-3	3	25.5	12		33 736
Terminal compartment cover	universal for NH-rails size 1-3 and connection rail 800A	1-3	1	30.0	12		33 733
Rear touch-safe protection cover	Rear protection for Phase L1	1-3	10	0.0	12		33 761
lateral bearing strip	for front covers	00-3	2	10.7	12		33 758
lateral bearing bracket	for front covers	00-3	4	0.5	12		33 113
grip lug cover	for 33 706, 33 707, 33 708	00	6	57.5	12		33 759
pilot switch	Changeover: 250V AC/5A, 30V DC/4A	000-3	1	1.1	09		33 156
Current transformer (can be integrated) · precision class 1							
Type	Rated apparent power	Size	PU	Weight kg/100 u.	PG	Price EUR/unit	Part No.
Current transformer 150A/5A	* 1.5 VA	00-3	1	14.0	12		33 744
Current transformer 200A/5A	1.5 VA	1-3	1	14.0	12		33 745
Current transformer 250A/5A	2.5 VA	1-3	1	14.0	12		33 746
Current transformer 400A/5A	2.5 VA	1-3	1	14.0	12		33 747
Current transformer 600A/5A	2.5 VA	1-3	1	14.0	12		33 748
* can only be used with size 00 with the double adapter for NH in-line fuse switch disconnectors, size 00							
Current transformer (can be integrated) · precision class 0.5							
Current transformer 150A/5A	* 1.5 VA	00-3	1	28.0	12		33 753
Current transformer 200A/5A	1.5 VA	1-3	1	28.0	12		33 292
Current transformer 250A/5A	2.5 VA	1-3	1	28.0	12		33 294
Current transformer 400A/5A	2.5 VA	1-3	1	28.0	12		33 298
* can only be used with size 00 with the double adapter for NH in-line fuse switch disconnectors, size 00							
Current transformer (can be integrated) · precision class 0.5 · tested in accordance with the conformity procedure							
Current transformer 150A/5A, with declaration of conformity*	1.5 VA	00-3	1	28.0	12		33 754
Current transformer 200A/5A, with declaration of conformity	1.5 VA	1-3	1	28.0	12		33 293
Current transformer 250A/5A, with declaration of conformity	2.5 VA	1-3	1	28.0	12		33 295
Current transformer 400A/5A, with declaration of conformity	2.5 VA	1-3	1	28.0	12		33 299
National laws must be observed; In addition to the net price of the current transformer (non-discounted) costs are also charged for the declaration of conformity							
Transformer module for NH in-line fuse switch disconnectors size 1-3							
Universal current transformer module	for mounting in the connection compartment, including front and rear cover	1-3	1	170.0	18		33 762
for matching transformer see page 4/16							

Recommended retail prices, excl. VAT and metal surcharges

ORDER DATA

QUADRON®185Power Speed – NH switch disconnecter, size 00

with snap-action switch

NH In-line switch disconnecter fuse · size 00 · 3-pole switchable · for drill-less mounting with and without CrossLink® – touch-safe protection covers · connecting bolt M8							
Type	Size	Rated current	PU	Weight kg/100 u.	PG	Price EUR/unit	Part No.
tall version, outgoing terminals at the bottom, CrossLink® connection	NH 00	160A	1	504.0	18		33 614
tall version, outgoing terminals at the top, CrossLink® connection	NH 00	160A	1	459.0	18		33 616
flat version, outgoing terminals at the bottom, CrossLink® connection	NH 00	160A	1	455.3	18		33 610
flat version, outgoing terminals at the top, CrossLink® connection	NH 00	160A	1	467.0	18		33 612
with three terminal clamps with insulated screw extension for mounting on the busbar system * Current transformer, can be integrated; combinable with sizes 1–3							
Nh In-line switch disconnecter fuse · size 00 · 3-pole switchable · for drill-less mounting with and without CrossLink® – touch-safe protection covers with fuse monitoring · connecting bolt M8							
tall version, outgoing terminals at the bottom, CrossLink® connection	NH 00	160A	1	481.5	18		33 624
tall version, outgoing terminals at the top, CrossLink® connection	NH 00	160A	1	480.0	18		33 626
flat version, outgoing terminals at the bottom, CrossLink® connection	NH 00	160A	1	449.0	18		33 620
flat version, outgoing terminals at the top, CrossLink® connection	NH 00	160A	1	454.0	18		33 622
with three terminal clamps with insulated screw extension for mounting on the busbar system * Current transformer, can be integrated; combinable with sizes 1–3							
NH In-line switch disconnecter fuse · size 00 · 3-pole switchable · for screw attachment · connecting bolt M8							
tall version, outgoing terminals at the bottom, screw connection	NH 00	160A	1	462.5	18		33 615
tall version, outgoing terminals at the top, screw connection	NH 00	160A	1	462.5	18		33 617
flat version, outgoing terminals at the bottom, screw connection	NH 00	160A	1	409.0	18		33 611
flat version, outgoing terminals at the top, screw connection	NH 00	160A	1	415.5	18		33 613
with three bolts for mounting on the busbar system * Current transformer, can be integrated; combinable with sizes 1–3							
NH In-line switch disconnecter fuse · size 00 · 3-pole switchable · for screw attachment · with fuse monitoring · connecting bolt M8							
tall version, outgoing terminals at the bottom, screw connection	NH 00	160A	1	485.0	18		33 625
tall version, outgoing terminals at the top, screw connection	NH 00	160A	1	483.5	18		33 627
flat version, outgoing terminals at the bottom, screw connection	NH 00	160A	1	443.0	18		33 621
flat version, outgoing terminals at the top, screw connection	NH 00	160A	1	448.0	18		33 623
with three bolts for mounting on the busbar system * Current transformer, can be integrated; combinable with sizes 1–3							

All devices can be mounted directly on busbars 30, 40, 60, 80, 100, 120×10
Recommended retail prices, excl. VAT and metal surcharges

QUADRON®185Power Speed – accessories size 00

with snap-action switch

Accessories for QUADRON®185Power Speed NH switch disconnecter · size 00							
Item	Type	Size	PU	Weight kg/100 u.	PG	Price EUR/unit	Part No.
Terminal compartment cover	for 33 700, 33 770, 33 720, 33 771, 33 715, 33 772 and QUADRON®185Power Speed size 00	00	1	18.2	12		33 732
Rear touch-safe protection	for terminal compartment	00	1	7.0	18		33 653
Clamp connector	for Cu 16mm² – 70mm²	00	3	1.5	09		33 755
Wedge clamp terminal	for Cu and Al 10mm² – 95mm²	00	3	3.0	09		33 734
bearing area extension, top	for front covers	00	1	0.9	18		33 645
lateral bearing strip	for front covers	00-3	2	10.7	12		33 758
lateral bearing bracket	for front covers	00-3	4	0.5	12		33 113
pilot switch	Changeover: 250V AC/5A, 30V DC/4A	00-3	1	2.9	18		33 642
* can only be used for size 00, connection screws M8							
Current transformer (can be integrated) · precision class 1							
Item	Rated apparent power	Size	PU	Weight kg/100 u.	PG	Price EUR/unit	Part No.
Current transformer 80A/5A	2.5VA	00	1	14.0	12		33 741
Current transformer 150A/5A	2.5VA	00	1	28.0	12		33 751
Current transformer (can be integrated) · precision class 0.5							
Current transformer 100A/5A	1.5VA	00	1	28.0	12		33 749
Current transformer 150A/5A	2.5VA	00	1	14.0	12		33 742
Current transformer (can be integrated) · precision class 0.5 · tested in accordance with the conformity procedure							
Current transformer 100A/5A, with declaration of conformity	1.5VA	00	1	28.0	12		33 750
Current transformer 150A/5A, with declaration of conformity	2.5VA	00	1	28.0	12		33 752
National laws must be observed; In addition to the net price of the current transformer (non-discounted) costs are also charged for the declaration of conformity							
Double adapter for NH-switch disconnecter size 00 Speed							
for 2 in-lin NH-fuse switch disconnectors, size 00		00	1	55.0	12		33 728
Current transformer for double adapter · precision class 1							
Current transformer 150A/5A	1.5VA	00-3	1	14.0	12		33 744
Current transformer for double adapter · precision class 0.5							
Current transformer 150A/5A	1.5VA	00-3	1	28.0	12		33 753
Current transformer for double adapter · precision class 0.5 · tested in accordance with the conformity procedure							
Current transformer 150A/5A, with declaration of conformity	1.5VA	00-3	1	28.0	12		33 754
National laws must be observed; In addition to the net price of the current transformer (non-discounted) costs are also charged for the declaration of conformity							

Recommended retail prices, excl. VAT and metal surcharges

ORDER DATA

15/16

QUADRON®185Power Speed – NH switch disconnecter, size 1-3

with snap-action switch

NH in-line switch disconnecter fuse · size 1-3 · 3-pole switchable · for mounting with and without CrossLink® touch-safe protection covers · connecting bolt M12							
Type	Size	Rated current	PU	Weight kg/100 u.	PG	Price EUR/unit	Part No.
outgoing terminals at the bottom	NH 1	250A	1	1176.0	18		33 630
outgoing terminals at the top	NH 1	250A	1	1194.0	18		33 631
outgoing terminals at the bottom	NH 2	400A	1	1250.0	18		33 632
outgoing terminals at the top	NH 2	400A	1	1361.0	18		33 633
outgoing terminals at the bottom	NH 3	630A	1	1421.0	18		33 634
outgoing terminals at the top	NH 3	500A	1	1481.0	18		33 635
Terminal clamps for mounting on CrossLink® touch-safe protection covers or bolts for mounting on the busbar system are required – available under accessories							
NH in-line switch disconnecter fuse · size 1-3 · 3-pole switchable · for mounting with and without CrossLink® touch-safe protection covers · with fuse monitoring · connecting bolt M12							
outgoing terminals at the bottom	NH 1	250A	1	1267.0	18		33 636
outgoing terminals at the top	NH 1	250A	1	1285.0	18		33 637
outgoing terminals at the bottom	NH 2	400A	1	1420.0	18		33 638
outgoing terminals at the top	NH 2	400A	1	1452.0	18		33 639
outgoing terminals at the bottom	NH 3	630A	1	1512.0	18		33 640
outgoing terminals at the top	NH 3	500A	1	1572.0	18		33 641
Terminal clamps for mounting on CrossLink® touch-safe protection covers or bolts for mounting on the busbar system are required – available under accessories							
Accessories for busbar mounting							
Item	Type	Size	PU	Weight kg/100 u.	PG	Price EUR/unit	Part No.
Mounting set with 3 terminal clamps	for drill-less mounting on the busbar system, with and without CrossLink® touch-safe protection covers	1-3	1	51.0	18		33 651
Mounting set with 3 bolts	for busbar connection on drilled busbars, including positioning piece	1-3	1	0.0	18		33 650
Insulated screw extension for terminal clamp	for safe live working with standard tools	1-3	3	5.8	18		33 652
Accessories							
Terminal compartment cover	universal for NH-rails size 1-3 and connection rail 800A	1-3	1	30.0	12		33 733
Rear cover for terminal compartment cover		1-3	1	16.0	18		33 647
connection set box terminal 50mm² – 240mm²	including rear cover	1-3	1	0.0	18		33 648
connection set box terminal 70mm² – 300mm²	including rear cover	1-3	1	88.2	18		33 649
bearing area extension, top		1-3	1	0.0	18		33 646
lateral bearing strip	for front covers	00-3	2	10.7	12		33 758
lateral bearing bracket	for front covers	00-3	4	0.5	12		33 113
pilot switch	Changeover: 250V AC/5A, 30V DC/4A	00-3	1	2.9	18		33 642

All devices can be mounted directly on busbars 30, 40, 60, 80, 100, 120×10
Recommended retail prices, excl. VAT and metal surcharges

16/16

QUADRON®185Power Speed – accessories size 1-3

with snap-action switch

Transformer module for NH-switch disconnectors size 1-3 Speed							
Item	Type	Size	PU	Weight kg/100 u.	PG	Price EUR/unit	Part No.
Universal current transformer module	for mounting in the connection compartment, including front and rear cover	1-3	1	170.0	18		33 762
Current transformer (can be integrated into transformer module) · precision class 1							
Type	Rated apparent power	PU	Weight kg/100 u.	PG	Price EUR/unit	Part No.	
Current transformer 250A/5A	5.0 VA	1	28.0	12		33 782	
Current transformer 400A/5A	5.0 VA	1	28.0	12		33 785	
Current transformer 600A/5A	5.0 VA	1	28.0	12		33 788	
Current transformer 750A/5A	5.0 VA	1	28.0	12		33 791	
Current transformer (can be integrated into transformer module) · precision class 0.5							
Current transformer 250A/5A	5.0 VA	1	28.0	12		33 780	
Current transformer 400A/5A	5.0 VA	1	28.0	12		33 783	
Current transformer 600A/5A	5.0 VA	1	28.0	12		33 786	
Current transformer 750A/5A	5.0 VA	1	28.0	12		33 789	
Current transformer (can be integrated into transformer module) · precision class 0.5 · tested in accordance with the conformity procedure							
Current transformer 250A/5A, with declaration of conformity	5.0 VA	1	28.0	12		33 781	
Current transformer 400A/5A, with declaration of conformity	5.0 VA	1	28.0	12		33 784	
Current transformer 600A/5A, with declaration of conformity	5.0 VA	1	28.0	12		33 787	
Current transformer 750A/5A, with declaration of conformity	5.0 VA	1	28.0	12		33 790	
National laws must be observed; In addition to the net price of the current transformer (non-discounted) costs are also charged for the declaration of conformity							

Recommended retail prices, excl. VAT and metal surcharges*
Prices on request

Publication Information

Edited by: Lennert Ketels, Alexander Rahn, Claudia Neher
Concept and design: Whybrand GmbH
Typesetting: Whybrand GmbH
Renderings: ARTENGIS GmbH
Lithography: dm.units · Neidhart + Schön AG · Peschke Druck
Production: G. Peschke Druckerei GmbH
Paper: heaven 42 softmatt
Fonts: Thesis, TheSans



MODULARITY
Custom applications built from standard components



SIMPLICITY
Drill-less mounting with compression clamps



COMPATIBILITY
Mounts all standard circuit breaker and fuse types



SAFETY
Touch-safe electrical protection from system components



EFFICIENCY
Complete family of system components from a single source



ORDERLY
Standardized components for a clean system design

CrossLink® TECHNOLOGY

The innovative CrossLink® technology from Wöhner meets the requirements placed on power distribution equipment with readily available modular components delivering high levels of system dependability and personal safety. Systems can be engineered in the most straightforward way and modified to evolving application requirements.

YOUR BENEFITS

- ✚ Optimum touch-safe protection of the busbar system and its components
- ✚ The scope for direct and assured connection of components onto the busbar system is always available.
- ✚ Planning & design benefits from standardized grids in the same system layout



Wöhner GmbH & Co. KG
Elektrotechnische Systeme
Mönchrödener Str. 10
96472 Rödental · Germany
Phone +49 (0) 9563 751-0
Fax +49 (0) 9563 751-131
info@woehner.de



WWW.WOEHNER.COM/185POWER